

Leading by Example: The ESN Dokuz Eylul University Sustainability Report

1 May 2024 - 30 April 2025



About This Report

This report has been created by ESN Dokuz Eylul University to be used as a template for ESN Sections wanting to calculate their own Environmental footprint and also view and report their local sections' yearly sustainability efforts.

A simplified, practical adaptation of common sustainability reporting practices, designed for the specific context and needs of an ESN section. Designed to be a replicable template.

Content

1. Introduction

2. Our Values & Vision

3. Areas of Impact

4. GHG Emission Report (May 2024 - April 2025)

5. Sustainability Development Goals

6. Challenges and Learnings

7. Future Plans and Recommendations

ABOUT US

The Erasmus Student Network (ESN) is a non-profit international student organization whose mission is to represent international students by fostering cultural understanding and self-development through the principle of “Students Helping Students”.

ESN Dokuz Eylul University is a local student club and a section of ESN, operating under ESN AISBL, ESN Turkiye and Dokuz Eylul University. Welcoming all university students based on specific criteria, the section's buddy system facilitates connections between international and local students, offering mutual benefits. Furthermore, the club's activities enable members to gain valuable soft and hard skills.

WHAT WE DO

ORGANISING EVENTS

We host numerous events (just under 70 individual events in the last year) for both our local and international exchange students.

SUPPORTING STUDENTS

We assist incoming exchange students (approximately 80 students total last year) with various issues they might encounter.

COLLABORATION

We work directly with the University's International Relations Office to help incoming students adapt, providing necessary information regarding visas and the logistics of their Erasmus+ experience.

YOUTH ENGAGEMENT

We initiate projects aimed at increasing youth engagement and awareness on various topics.

OUR VALUES & VISION

Students Helping Students

This is the heart of ESN, reflecting our commitment to peer-to-peer support. We strive to assist international students in navigating their new environment and making the most of their exchange. **We have a buddy program where local students are paired up with exchange students to help them during their semester.**

International Dimension of Life

We encourage students to embrace the opportunities that international experiences offer for personal growth and intercultural understanding. This value underscores our efforts to broaden horizons and connect people across borders. **While our trips and Turkish culture events help offer insights into local culture, we also offer events that provide a space for students to exchange their own cultural views and values.**

Cooperation in Integration

We work together, both within the section and with partners, to help international students integrate into the local community. This value highlights the importance of collaboration for achieving our shared goals. **We frequently cooperate with other sections (SeCos) and our International Relations Office (IRO) in order to provide a better experience for our exchange students.**



Unity in Diversity

We celebrate the richness that comes from different backgrounds and perspectives. This value guides us in creating an inclusive environment where everyone feels welcome and respected. **We often create events that reflect this value by bringing together students from diverse cultures to share food, stories and traditions.**

Fun in Friendship and Respect

We believe that building connections and enjoying the exchange experience happens best in an atmosphere of friendship and mutual respect. Our activities aim to foster positive social interactions and lasting bonds. **Social events are organised to create joyful moments and lasting friendships in a respectful environment.**

Openness with Tolerance

Being open to new ideas and tolerant of different viewpoints is crucial for intercultural dialogue. **We foster an environment where diverse opinions can be shared respectfully, promoting understanding.**

Love of Europe as an Area of Peace and Cultural Exchange

We appreciate Europe as a space for peaceful interaction and rich cultural exchange. This value motivates us to promote understanding and exploration of European cultures and heritage. **Our holiday events (like Christmas) celebrate European holiday traditions and bring together people from various cultural backgrounds to share in the spirit of unity and peace.**

Our Areas of Impact

Travel and Mobility

Travel and mobility are big parts of the Erasmus experience, but they also bring environmental challenges. Around 80 international students came to Dokuz Eylul University during the 2024–2025 academic year. Most arrived from European countries like Germany, France and Spain. While ESN Dokuz Eylul University doesn't control the transportation used by exchange students, we recognise that these long-distance trips have a big impact on the environment.

To reduce the effect of travel we do manage, ESN Dokuz Eylul University organised over 15 trips and events using group transportation. Trips to places like Pamukkale, Ephesus and Cappadocia were mostly done with rented buses - which helped limit emissions compared to individual travel. When possible, we encouraged using public buses and trains for shorter trips or where bus rentals weren't practical.

In daily activities, most of our volunteers used Izmir's public transport system, such as trams, metro and buses. Some members also walked or cycled, especially when venues were close. These habits helped keep emissions low and showed exchange students how easy it is to get around without needing a car.

From the start, we gave new students helpful information about local transport. During Welcome Week, we explained how to get an IzmirimKart, a smart card used for public transport, and showed how to use it. We also shared maps, tips and directions through WhatsApp and Instagram - this helped students feel more confident about using public options instead of taxis or private cars.

For individual travel, we promote train or bus travel where it made sense. Although not always the fastest or cheapest option, it's better for the environment and gives students a chance to see more of the country. We also suggested carpooling for students traveling together.

One of the harder parts has been collecting exact data. While we tracked trips we organised, we couldn't always know how every student or volunteer traveled. Still, based on our records, travel added up to about **6,088 kg CO2e**, which made it the biggest source of emissions for ESN Dokuz Eylul University last year.

In short, while travel is necessary for Erasmus, we worked hard to make it more sustainable. From planning group trips to helping students use public transport, we tried to lower the environmental cost of moving around. In the future, we plan to keep promoting smart travel habits, improve how we track data and maybe even partner with local transport services to give better options to students.

Waste and Materials

ESN Dokuz Eylul University organises a lot of events—around 70 in a year - which means we deal with a lot of materials and waste. One of our main goals has been to cut down on what we throw away and make smarter choices about what we use. At many of our food-related events, like Turkish Meze Night or BBQs, we noticed the most common waste was from **disposable plates, cups and cutlery**. To help reduce this, we started planning more carefully for expected numbers, encouraged students to bring their own items, and reused serving materials whenever we could. We also tried to buy food in bulk to avoid too much packaging waste.

Decorations were another focus. Instead of using new, single-use items for each event, we began reusing banners, signs and even some table settings. Over time, this has saved resources. For promotion, we relied mostly on **digital tools** like Instagram, WhatsApp and email.

Each incoming student received a welcome bag with useful items like maps, notebooks and a reusable water bottle, given by the International Relations Office. Although the welcome packs aren't related to our section, we communicated with them to ensure that they focused on giving things that students would use, instead of filling the bags with plastic souvenirs or single-use items. There's still room to improve, but most feedback was positive.

All of these small changes added up. They helped make our events cleaner, smarter and more aligned with our goal to be more sustainable. Looking ahead, we want to improve how we track the amount and type of waste we create, focus on shopping more locally, cutting down on our waste and exploring more reusable options for future events.

Education and Awareness

One of our goals is not just to reduce our impact but also to help others learn how to live more sustainably. Over the past year, we've organised different activities to raise awareness among both local and international students.

For example, we held a **Vision Board Workshop** in January where students created boards to plan out their goals - including some related to environmental responsibility. We didn't stop at formal workshops. Throughout the year, we used **Instagram stories, group chats and events** to share tips about saving energy, reducing waste and using public transport. These small reminders helped keep the topic fresh without overwhelming people.

We're now working on adding short training sessions about sustainability to our volunteers. This way, everyone who joins ESN Dokuz Eylul University will have basic knowledge on how to make greener choices - whether that's planning events with less waste, choosing local suppliers or simply setting a good example.

In the future, we plan to include at least one **sustainability-themed activity** each semester and keep improving how we share information. Our goal is to make sustainability something that's easy and normal.

Events and Activities

Events are at the heart of ESN Dokuz Eylul University, and we've made real efforts to make them more sustainable. From large events to cultural nights and nature trips, every event is a chance to reduce our environmental footprint while still creating great memories.

When choosing venues, we picked places that were easy to reach by **public transport**. This helped cut down on car travel. We also made sure to use venues that allowed reusable setups especially for decorations, tables and lighting. Our **Cultural Cohesion Meal** and **Christmas Dinner** are good examples - most of the decorations were reused from past events.

For trips, like the **Balcova Nature Walk**, we used the opportunity to not only enjoy nature but also talk about keeping it clean. We encouraged students to bring their own water bottles and take their trash with them.

One of the most effective things we did was switch to **digital sign-up forms and tickets**. This helped us reduce paper use and made it easier to manage event planning. We also encouraged students to bring their own cups or containers, especially on longer trips.

While we're still learning, we've made good progress. Our events are still fun, social and educational - but now with less waste and more care for the planet. Going forward, we'll continue reviewing how each event is planned and see where we can do better. We're aiming for a balance: great experiences with a lighter footprint.

Green House Gas (GHG) Emission Report

Introduction to GHG Accounting

This section details the Greenhouse Gas (GHG) emissions associated with the activities of ESN Dokuz Eylul University for the 1 May 2024 to 30 April 2025. The aim is to understand our environmental footprint, identify key emission sources, and provide a baseline for future reduction efforts. All emissions are reported in kilograms of carbon dioxide equivalent (kg CO₂e).

Since we have had this report in mind for a while, all of our data has been collected over the course of a year (1 May 2024 - 30 April 2025). Looking at our data, it can be categorised into three groups by activities (transport, clothing and supplies) and also three sources by activity (local events, national events and meetings)

Once we sorted the data and uploaded it into Excel, we took the steps to manually source emission values for the goods/services procured during this time (sources have been cited and are readily available for any other sections hoping to do the same). We, at ESN Dokuz Eylul University, haven't got the means to verify all of our data and sources independently, but this report has been written to the best of the abilities of our members who have experience in this field.



Scope

Reporting Period:

- The reporting period of this Sustainability report is from the 1st of May 2024 to the 30th of April 2025.

Activities: Looking at our data, it can be categorised into three separate activities

Transport: This includes,

- International and domestic transportation for our representatives to go to national and international meetings,
- Any emissions that occur from transport to national events or travel-based activities (boat-trip, balloon ride, etc.) for all of our section's ESN members and Erasmus students
- Any emissions that occur from transport in Local events for all of our section's ESN members and Erasmus students.

Clothing: This includes,

- Hoodies and/or t-shirts prepared by us for National/International meetings.
- Hoodies and/or t-shirts given to our members for being part of an Organising Committee (OC) during an event.


Supplies: This includes,

- Any supplies purchased as a prize for our Erasmus students (mugs, keychains, etc.)
- Any supplies purchased as office supplies (paper, scissors, permanent marker, etc.)
- Any supplies purchased to give away as promotion of our section (stickers, flyers, etc.)
- Any supplies purchased to be given away as charity (toy car, barbie doll, plastic tubes, etc.)

Note: Since we have yet to have an office or company vehicle, we can not emit any Scope 1 or Scope 2 emissions. With this in mind the calculation has been done with the mindset of all of our emissions being Scope 3 (indirect) emissions.

GHG Gases :

- All of our calculations have been in the form of their CO₂ equivalent.



Boundaries

It is important to clarify what data we have used to calculate our GHG emissions.

We understand that the largest emissions from Erasmus-related activities lie in the transport (Especially flights) of the incoming students. Seeing that in this paper we will ONLY be factoring the effect that ESN Dokuz Eylul University has, we will not be calculating the footprint created by our incoming students for their non-ESN related activities. We understand that the work we do plays an important role in the Erasmus experience, our goal with this calculation is to identify the areas where we can be more environmentally sustainable and set goals to lessen our impact.

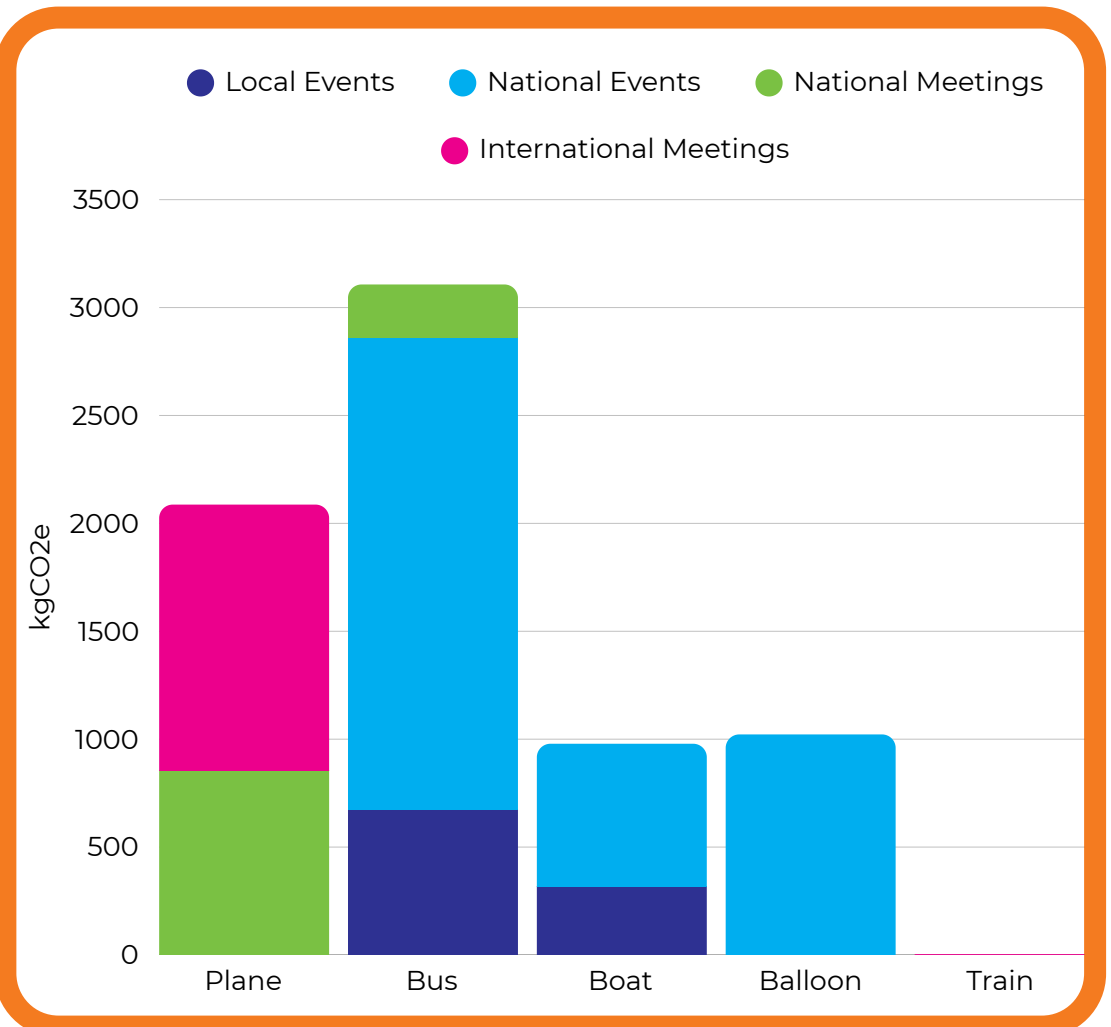
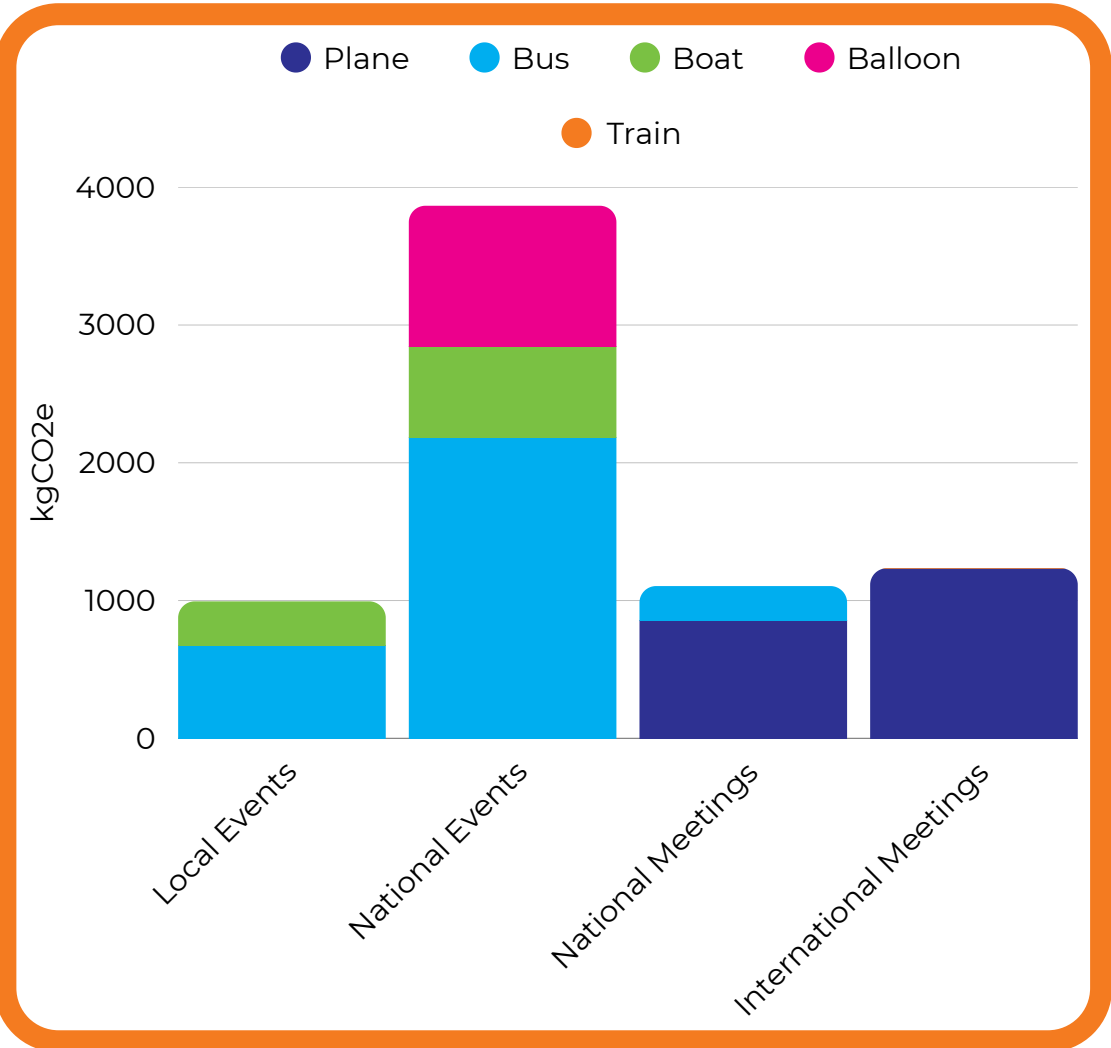


Methodology

Data Collection: For the calculations, our section has, over the last year (1 May 2024 - 30 April 2025), kept an inventory of all of the travels, clothing and supplies used in ESN-related events. Commuting for members to the local events has been deemed too complicated to track and has not been calculated within these boundaries.

Emission Factors: Emission factors have been cited from sources and for values where emission factors are not applicable, we used calculator tools. All of the sources we have used will be linked in the calculation spreadsheet located in the Annexes.

Uncertainty: Uncertainty was estimated for each emission source based on data quality, reliance on average emission factors, and potential variability in activity data. A quantitative (e.g., ±X%) approach was used where we estimated the maximum variance between our data and the truth.



TRAVEL



National Meetings

- NA Samsun - 12 Flights - 762 kg CO2e
- NA Erciyes - 1 Flight - 95 kg CO2e


International Meetings

- NEP Tallinn - 4 Flights - 401 kg CO2e
- EGM Ancona - 14 Flights - 829 kg CO2e



National Events

- Cappadocia - 12 Participants - 1022.2 kg CO2e



Local Events

- Boat Party - 32 Participants - 125 kg CO2e
- Pamukkale'24 - 14 Participants - 220 kg CO2e
- Pamukkale'25 - 21 Participants - 331 kg CO2e

National Events

- Chill'ness 24 - 17 Participants - 77 kg CO2e
- Med'ness 24 - 14 Participants - 294 kg CO2e
- Cappadocia 24 - 17 Participants - 816 kg CO2e
- IceKissed 24 - 8 Participants - 180 kg CO2e
- Cappadocia 25 - 17 Participants - 816 kg CO2e

National Meeting

- NA Erciyes - 3 Participants - 128 kg CO2e
- SPM Sakarya - 4 Participants - 120 kg CO2e



Local Events

- Boat Party - 32 Participants - 318 kg CO2e

National Events


- Med'ness 24 - 14 Participants - 661 kg CO2e



International Meetings

- EGM Ancona - 2 Trains - 4 kg CO2e

SUPPLIES



Donations - Wings of Hope

- Fabric - 2 meters - 4.05 kg CO2e
- Wool/Yarn - 1kilogram - 20 kg CO2e
- Knitting Yarn - 4 balls - 2.2kg CO2e
- Craft Eyes - 6 boxes - 0.3 kg CO2e
- Plush/Furry Material - 5 packs - 1.8 kg CO2e
- Elastic Hair Ties/Bands - 2 packs - 0.35 kg CO2e

Donations - Direct

- RC Toy Car - 1 - 12.5 kg CO2e
- Barbie Toy - 1 - 0.44 kg CO2e
- Beads - 600 - 1 kg CO2e
- Plastic Tubes - 60 meters - 1.6 kg CO2e



Office Supplies

- Envelopes - 40 - 0.52 kg CO2e
- Paper - 40 sheets - 0.2 kg CO2e
- Scissors - 2 pairs - 0.4 kg CO2e
- Permanent Marker - 0.08 kg CO2e

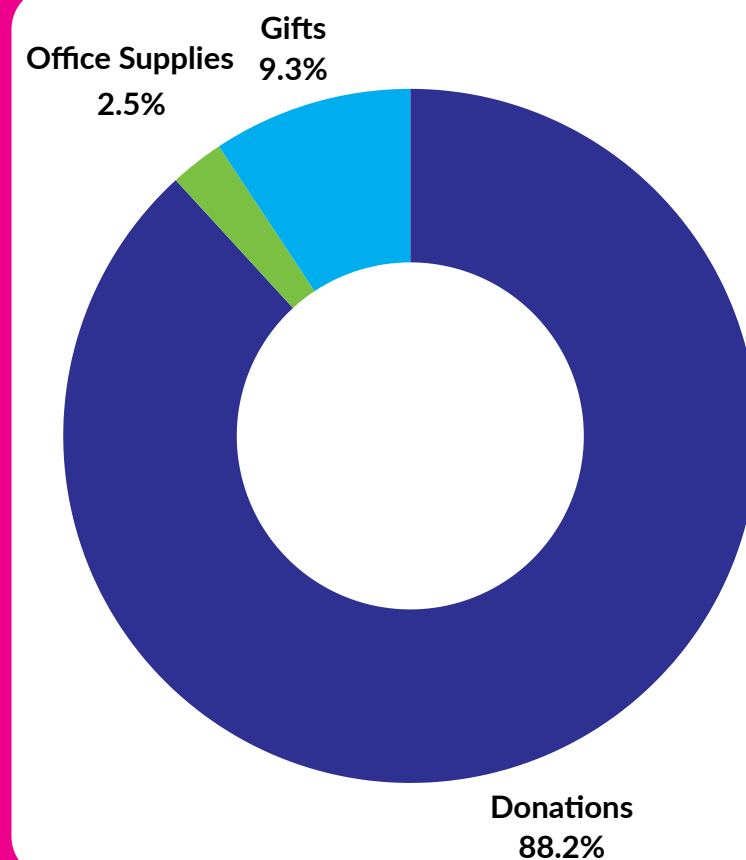


Gifts - Prizes

- Keychains - 4 - 0.16 kg CO2e
- Mugs - 4 - 1.2 kg CO2e

Gifts -Stickers

- Stickers - 1100 - 3.3 kg CO2e



CLOTHING



National Events

- Med'ness 24 - 1 Hoodie - 25 kg CO2e
- Cappadocia24 Fall - 2 Hoodies - 50 kg CO2e
- Cappadocia25 Spring - 1 Hoodie - 25 kg CO2e

National Meetings

- SPM Sakarya - 4 Hoodies - 100 kg CO2e
- NA Erciyes - 3 Hoodies - 75 kg CO2e

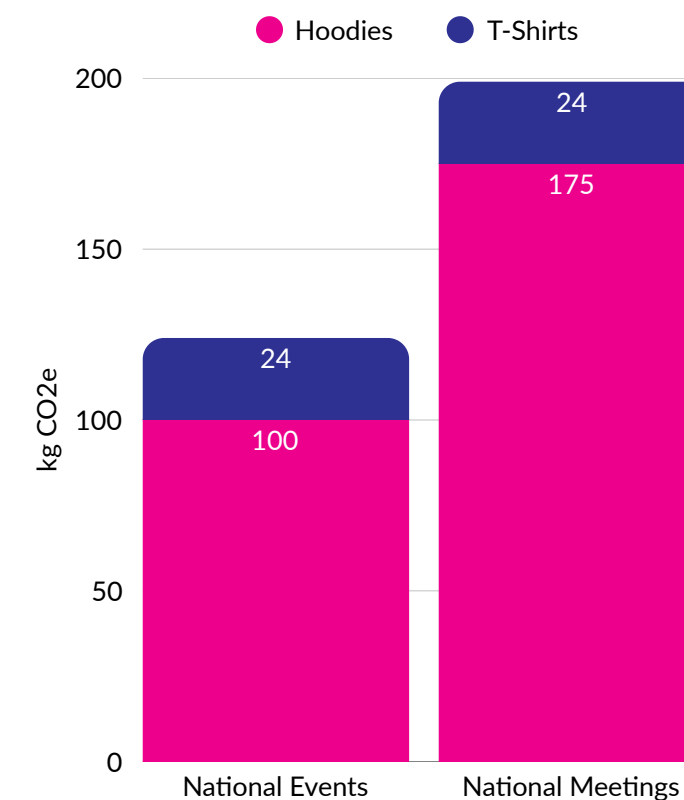


National Events

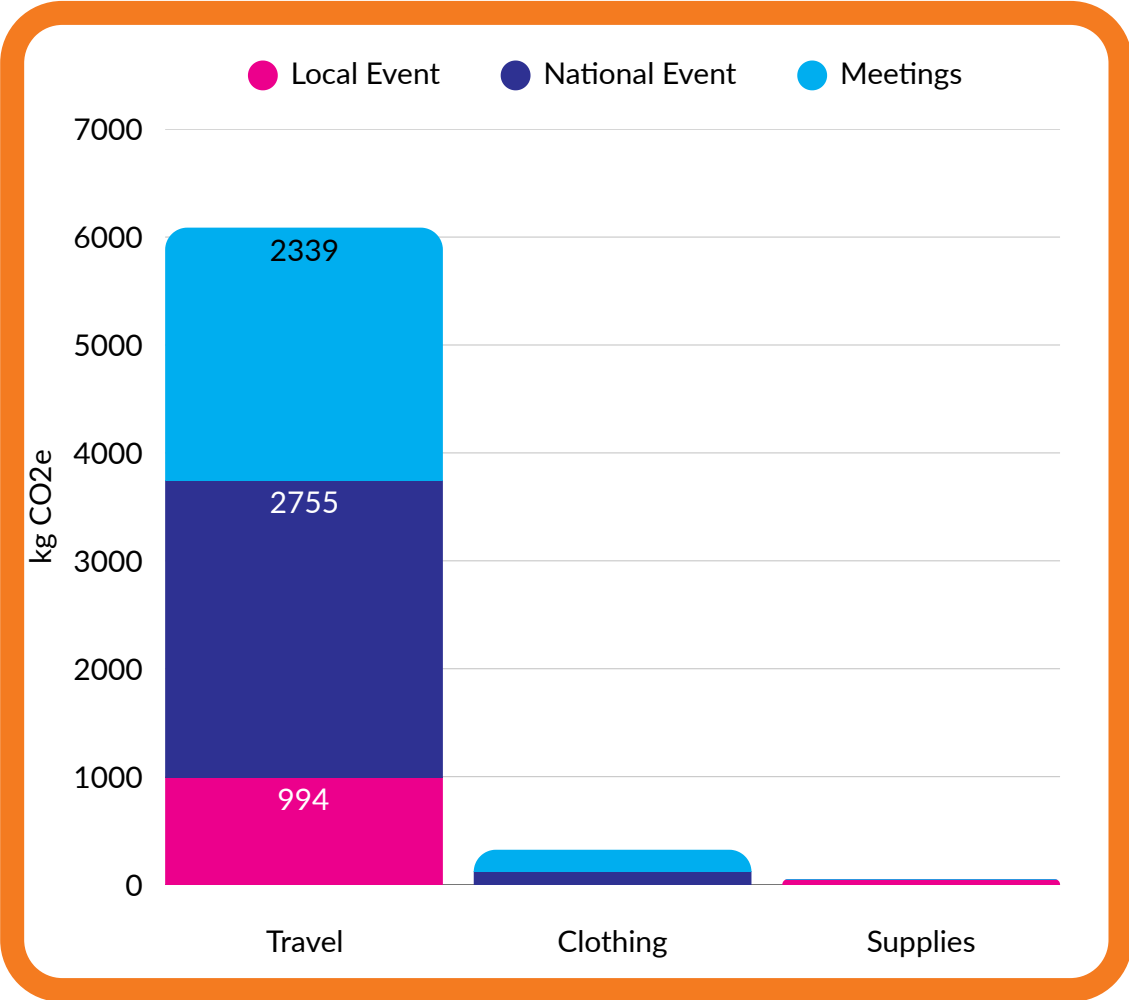
- Chill'ness 24 - 3 T-shirts - 24 kg CO2e

National Meetings

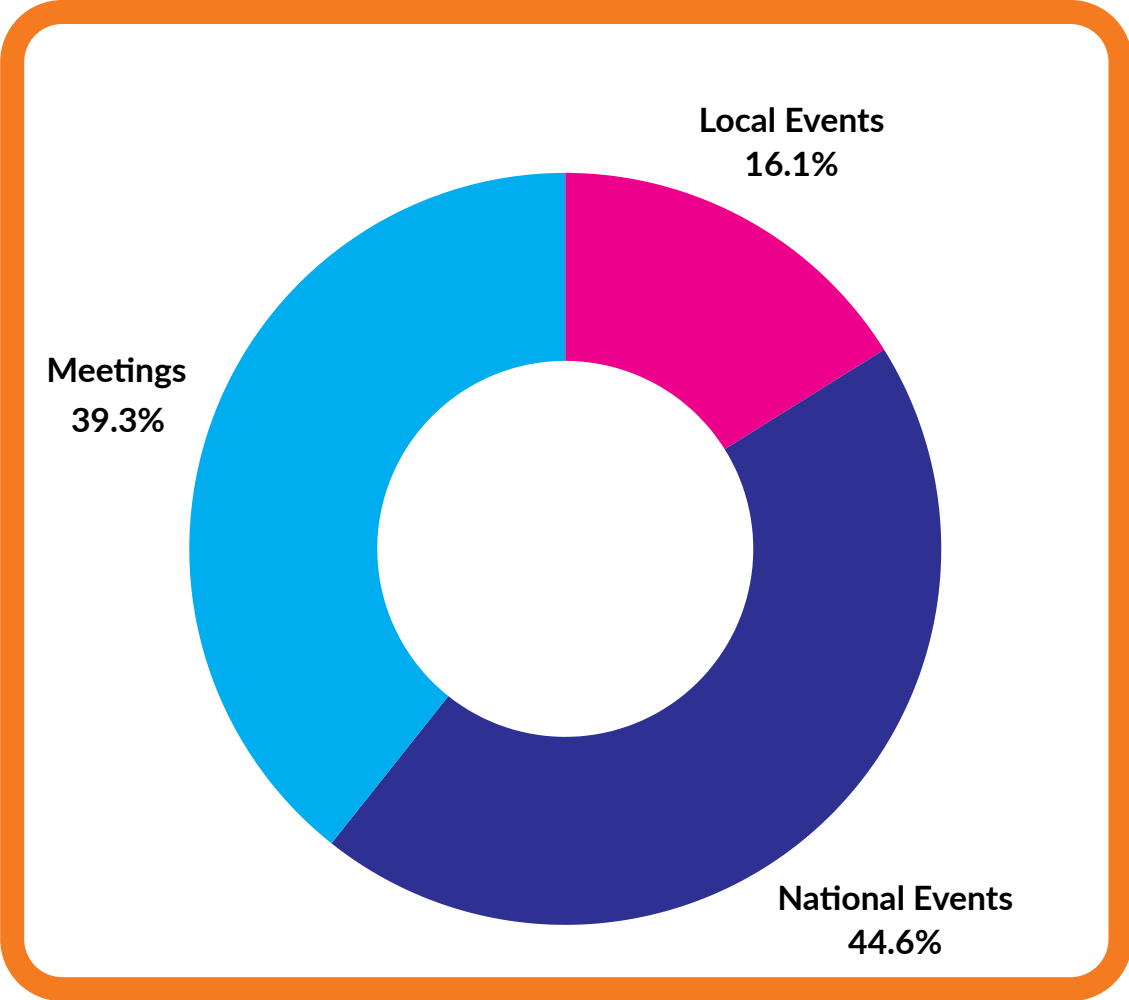
- NA Samsun - 3 T-shirts - 24 kg CO2e



Leading by Example | 1 May 2024 - 30 April 2025



Emission Type	Local Events (kg CO2e±Uncertainty)	National Events (kg CO2e±Uncertainty)	Meetings (kg CO2e±Uncertainty)	Total (kg CO2e±Uncertainty)
Travel	994(±99.4)	2755(±275.5)	2338.5(±233.8)	6088(±608.8)
Clothing	0	124(±24.8)	199(±39.8)	323(±64.6)
Supplies	46.8(±23.6)	0	3.3(±1.65)	50(±25)
Total	1040.8(±123)	2879(±300.3)	2540.8(±275.3)	6461(±698.4)



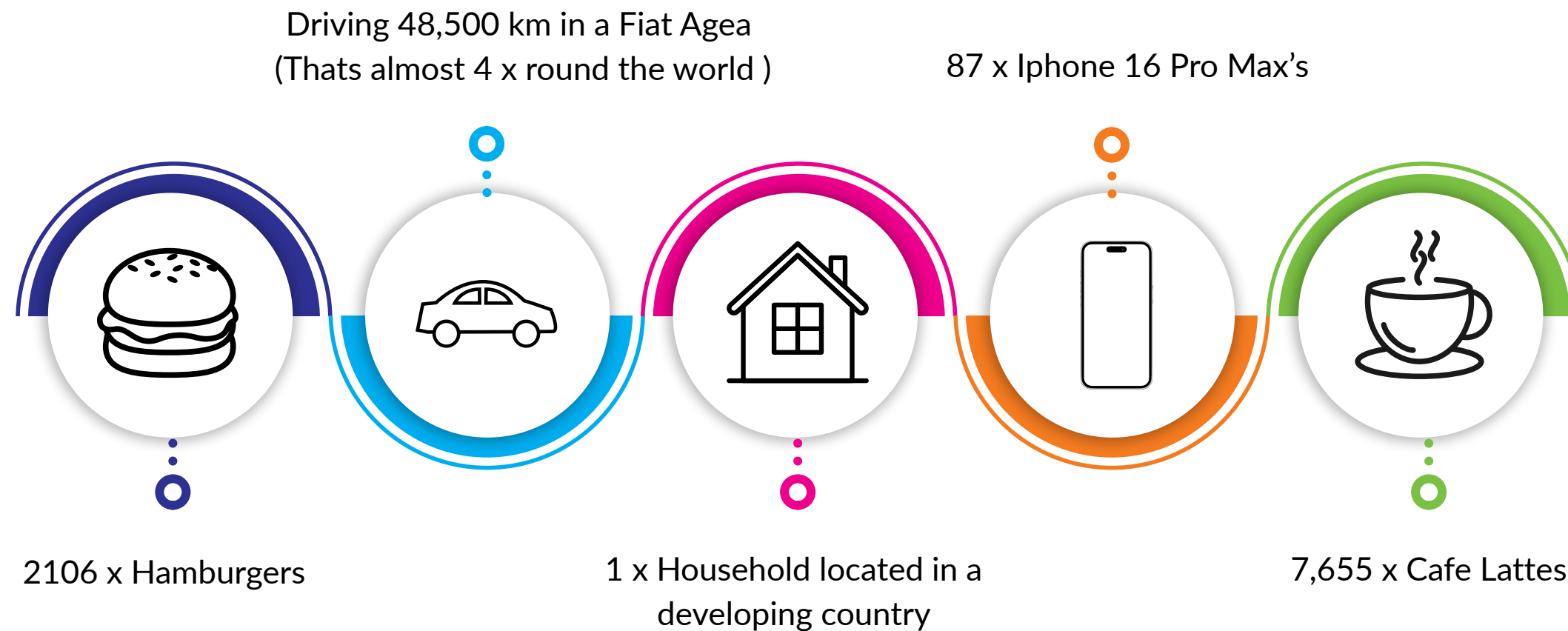
Findings

Key Observations:

- The largest contributor to our emissions was travel associated with National Events, accounting for 42.6% of the total footprint.
- Clothing procured for meetings also represented a notable portion of emissions, accounting for 3.08% of the total footprint.
- Emissions from supplies had the highest relative uncertainty due to reliance on general estimates.

WHAT DOES THIS MEAN?

This means that over the course of one year we have emitted the equivalent emissions as below



While it is very important to us to lower our footprint wherever possible, sometimes there isn't a carbon-neutral option for us. That's why we are happy to disclose that we have offset all of our carbon footprint for the period 1 May 2024 - 30 April 2025. By doing this through Carbon Footprint's Kenya Reforestation program, we also helped contribute to "reducing poverty" and to "create a brighter future for project team members, including orphans and people living with HIV / AIDS".



This certificate acknowledges that
ESN Dokuz Eylul University

offset 7 tCO₂e

through verified carbon reduction projects
and planting 7 trees in the Great Rift Valley, Kenya

1 May 2025

Helping to combat climate change
and sustain our environment for future generations

A stylized black ink signature of John Buckley.

John Buckley
Managing Director, Carbon Footprint Ltd
www.carbonfootprint.com



SUSTAINABLE DEVELOPMENT GOALS




GOOD HEALTH AND WELL-BEING

- During the time periods of 1 May 2024 and 30 April 2025 - about 6 events were sport-related, making up about %9 of our total events. These included sports matches, paintball, and hiking events.



QUALITY EDUCATION

- During the time periods of 1 May 2024 and 30 April 2025 - we had 8 events that were related to education and employment, making up about 12% of our total events. These included study events, workshops, and trainings.



REDUCED INEQUALITIES

- Reduced inequalities and inclusion are some core values of ESN - so we try to ensure that all of our events are inclusive to our members and exchange students. As of the beginning of the new academic year (2024-2025) our board of directors were 50% female and 50% foreign, while our board of auditors were 20% female and 40% foreign. We strive to have a diverse and multicultural section.



SUSTAINABLE CONSUMPTION AND PRODUCTION

- During the time periods of 1 May 2024 and 30 April 2025 - we had 7 events that directly contributed to consumption, making up about 10% of our total events. Including art workshops, events where rewards were given out, and items donated to charity.



LIFE ON LAND

- Through our donation to the Kenya project, we contributed to the reforestation of Kenya, providing wildlife habitats.



CLIMATE ACTION

- We offset our carbon emissions from local events, national events, and meetings that took place during the time periods of 1 May 2024 and 30 April 2025. We created approximately 6.4tCO₂e and offset 7tCO₂e - making us carbon negative.

Next Steps

Social Impact

Over the previous year (1 May 2024 - 30 April 2025), we attempted to increase the sustainability of our section by prioritising events that do not require any extra materials or by reusing items already purchased where possible. This is also the first year we have calculated (and offset) our carbon footprint, which we hope will continue in the upcoming years.

In terms of social impact and inclusivity, we would like to increase the number of workshop and training events by at least 50%, as we believe they are very important in order to increase awareness of topics.



Human Resources

Over the previous year (1 May 2024 - 30 April 2025), we attempted to increase the sustainability of volunteers in our section by increasing the number of recruitment periods in a year (from twice a year to four times a year) and making the application form easier to fill out. We also continued to pay for the participation fee of the national trainings for any member who wanted to attend in order to increase the knowledge in our section and we revived buddy meetings with our members in order to increase relationships within the section and improve participation, which was very beneficial for us as a section. However, while we have had improvement over the previous years, we still haven't achieved what we wanted to in terms of human resources.


Over the next year (1 May 2025 - 30 April 2026) we would like to prioritise the sustainability of our sections board and members by increasing our efforts in regards to member recruitment and active member retention. We aim to do this by prioritising recruitment toward new students, by opening stands, doing more presentations to bring awareness to ESN, and increasing the number of member meetings that take place.

We also aim to update our SoS by altering some responsibilities of certain board positions in order to make decrease loss of motivation among the board.

We would love to help any interested section create their own reports by providing them with the necessary tools and information needed to create their own. If you are interested or want more information, please feel free to reach out to us!



esndeudeu@esnturkey.org



[esn.dokuzeyluluniversity](https://www.instagram.com/esn.dokuzeyluluniversity)



<https://deu.esnturkey.org/>

